



















Reception					
Autumn 1	Autumn 2	Spring 1	Spring 2	Summer 1	Summer 2
					
Chant To The Animals	Creative Moves	Lilting Lullaby	Number Time	Well-being matters	Rhythm Adventure
Explore and learn chants that tell a story. Know that a chant uses speaking voices musically.	Find and move to the beat. Move creatively, expressively and with control.	Pitch match with accuracy when singing. Feel the lilt of a 2–3 pattern of beats in music with five beats.	Sing with expression. Hear, draw and sing melody shapes	Learn to explore and share emotions. Follow a leader to play loudly and quietly.	Sing songs rhythmically. Combine words to compose rhythm.

Year 1					
Autumn 1	Autumn 2	Spring 1	Spring 2	Summer 1	Summer 2
					
My musical heartbeat. How can we make friends together?	Dance, sing and play!	Exploring Sounds	Learning to Listen	Having Fun with Improvisation	Let's Perform Together
<p><u>Vocal:</u> Sing songs clearly and rhythmically. Sing songs with long and short sounds, high and low pitches.</p> <p><u>Instrumental:</u> Play or clap rhythmic patterns using long or short sounds. Clap four beat rhythms, creating long and short sounds.</p> <p><u>Compose:</u> Keep a steady beat when improvising.</p>	<p><u>Vocal:</u> Sing a melody that ascends and descends in steps. Sing a song with four beats in a bar.</p> <p><u>Instrumental:</u> Play or clap rhythmic patterns using long or short sounds. Clap four beat rhythms, creating long and short sounds.</p> <p><u>Compose:</u> Keep a steady beat when improvising.</p>	<p><u>Vocal:</u> Sing a melody that has long and short rhythms, and high and low sounds. Sing a song with five beats in a bar.</p> <p><u>Instrumental:</u> Play or clap rhythmic patterns using long or short sounds. Clap four beat rhythms, creating long and short sounds.</p> <p><u>Compose:</u> Keep a steady beat when improvising.</p>	<p><u>Vocal:</u> Sing a melody that has long and short rhythms, and high and low sounds. Sing clearly and rhythmically.</p> <p><u>Instrumental:</u> Play or clap rhythmic patterns using long or short sounds. Clap four beat rhythms, creating long and short sounds.</p> <p><u>Compose:</u> Keep a steady beat when improvising.</p>	<p><u>Vocal:</u> Sing a melody that has long and short rhythms, and high and low sounds. Sing a melody that ascends and descends in steps.</p> <p><u>Instrumental:</u> Clap three beat rhythms, creating long and short sounds.</p> <p><u>Compose:</u> Keep a steady beat when improvising. Improvise using one, two or three notes using C, D and E.</p>	

Curriculum Overview: Music

Improvise using one, two or three notes using C, D and E.	Improvise using one, two or three notes using C, D and E.	Improvise using one, two or three notes using F, G and A.	Improvise using one, two or three notes using F, G and A.	Improvise using one, two or three notes using C, D and E.	
---	---	---	---	---	--

Year 2					
Autumn 1	Autumn 2	Spring 1	Spring 2	Summer 1	Summer 2
					
Pulse, Rhythm and Pitch	Playing in an Orchestra	Inventing a Musical Story	Recognising Different Sounds	Exploring Improvisation	Our Concert
<p><u>Vocal:</u> Sing with attention to meaning of the words. Sing while performing actions in time. Sing with good singing posture.</p> <p><u>Instrumental:</u> Play or clap simple rhythmic patterns using long and short sounds. Respond to different high and low pitches. Clap four-beat rhythms using long and short sounds.</p> <p><u>Compose:</u> Keep a steady beat when improvising.</p>	<p><u>Vocal:</u> Sing with attention to meaning of the words. Sing with more pitch accuracy.</p> <p><u>Instrumental:</u> Play or clap simple rhythmic patterns using long and short sounds. Respond to different high and low pitches. Clap four-beat rhythms using long and short sounds.</p> <p><u>Compose:</u> Keep a steady beat when improvising.</p>	<p><u>Vocal:</u> Sing with attention to meaning of the words. Sing with good singing posture. Sing while performing actions in time.</p> <p><u>Instrumental:</u> Play or clap simple rhythmic patterns using long and short sounds. Respond to different high and low pitches. Clap four-beat rhythms using long and short sounds.</p> <p><u>Compose:</u> Keep a steady beat when improvising.</p>	<p><u>Vocal:</u> Sing with attention to meaning of the words. Sing with good singing posture. Sing while performing actions in time.</p> <p><u>Instrumental:</u> Play or clap simple rhythmic patterns using long and short sounds. Respond to different high and low pitches. Clap four-beat rhythms using long and short sounds.</p> <p><u>Compose:</u></p>	<p><u>Vocal:</u> Sing with attention to meaning of the words. Sing with good singing posture. Sing while performing actions in time.</p> <p><u>Instrumental:</u> Play or clap simple rhythmic patterns using long and short sounds. Respond to different high and low pitches. Clap two-beat rhythms using long and short sounds.</p>	<p><u>Vocal:</u> Sing with attention to meaning of the words. Sing with good singing posture. Sing while performing actions in time.</p> <p><u>Instrumental:</u> Play or clap simple rhythmic patterns using long and short sounds. Respond to different high and low pitches. Clap two-beat rhythms using long and short sounds.</p>

## Curriculum Overview: Music

<p>Improvise using one, two or three notes using C, D and E.</p>	<p>Improvise using one, two or three notes using C, D and E.</p>	<p>Improvise using one, two or three notes using A, B and C.</p>	<p>Keep a steady beat when improvising. Improvise using one, two or three notes using A, B and C.</p>	<p><u>Compose:</u> Keep a steady beat when improvising. Improvise using one, two or three notes using A, B and C.</p>	<p><u>Compose:</u> Keep a steady beat when improvising. Improvise using one, two or three notes using G, A, B, C and D.</p>
--	--	--	---	---	---